



Outdoor Lighting Solutions



www.led-design-innovation.com

2.0

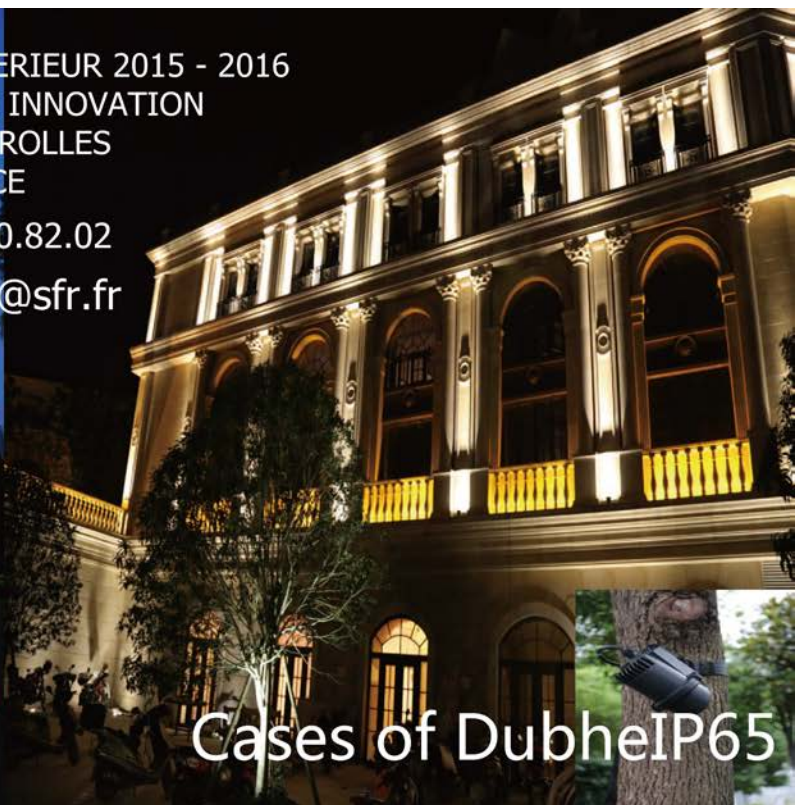


CATALOGUE EXTERIEUR 2015 - 2016
LED DESIGN INNOVATION
13127 VITROLLES
FRANCE

tel : 06.11.50.82.02

Email : led-design-innovation@sfr.fr

www.led-design-innovation.com




Cases of DubheIP65

LED Ceiling Recessed Light Apollo

ET6139.XX 8W, ET6140.XX 11W, ET6141.XX 20W, ET6147.XX 28W, ET6149.XX 36W, ET6144.XX 48W

Apollo serves as waterproof ceiling recessed Floodlight, widely applied in canopy, outdoor courtyard and indoor swimming room. IP67. Uniform lighting distribution and optimized heat dissipation ensure Apollo long lifetime and duration. Anti ultraviolet radiation powder painting reduce noise and cost of maintenance greatly on high installation base. High efficiency, low energy consumption and long lifetime, COB LED is the best guarantee and makes Apollo deserve it's name.



IP 67

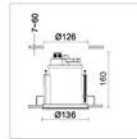
LED Ceiling recessed light

Technical Data : Stainless steel front cover ring
 Precise Lighting distribution and Optional lighting beam angles
 Available Lighting beam angles : 25° , 45° , 60° , 30°x65° , Y=20°
 Imported silicon rubber ring
 High intensity tempered glass
 In built drive, easily mounting
 Triac Dimming and 0-10V dimming are available

LED :
 ET6139.XX COB LED 8W
 ET6140.XX COB LED 11W
 XX: 01=3000K, 08=4000K, 02=5000K

Protection Rating : IP67

Dimension



Model No.	Lamp	Luminous Flux(lv)	Power(w)	CCT(K)	Beam angle	Voltage
ET6139.01	LED	560	8	3000	60°	100V-240V
ET6139.02	LED	780	8	5000	60°	100V-240V
ET6140.01	LED	810	11	3000	60°	100V-240V
ET6140.02	LED	1120	11	5000	60°	100V-240V



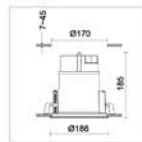
LED Ceiling recessed light

Technical Data : Stainless steel front cover ring
 Die casting aluminum front cover ring and base
 Optional lighting beam angles : 30° , 45° , 60° , 30°x65° , Y=20°
 Imported silicon rubber ring
 High intensity tempered glass
 In built drive, easily mounting
 Triac Dimming and 0-10V dimming are available

LED :
 ET6141.XX COB LED 20W
 ET6147.XX COB LED 28W
 XX: 01=3000K, 08=4000K, 02=5000K

Protection Rating : IP67

Dimension



Model No.	Lamp	Luminous Flux(lv)	Power(w)	CCT(K)	Beam angle	Voltage
ET6141.01	LED	1800	20	3000	60°	100V-240V
ET6141.02	LED	2100	20	5000	60°	100V-240V
ET6147.01	LED	2745	28	3000	60°	100V-240V
ET6147.02	LED	3230	28	5000	60°	100V-240V



LED Ceiling recessed light

Technical Data : Stainless steel front cover ring
 Die casting aluminum front cover ring and base
 Optional lighting beam angles : 30° , 45° , 60° , 45°x30°x65° , Y=20°
 Imported silicon rubber ring
 High intensity tempered glass
 In built drive, easily mounting
 Triac Dimming and 0-10V dimming are available

LED :
 ET6149.XX COB LED 36W
 ET6144.XX COB LED 48W
 XX: 01=3000K, 08=4000K, 02=5000K

Protection Rating : IP67

Dimension



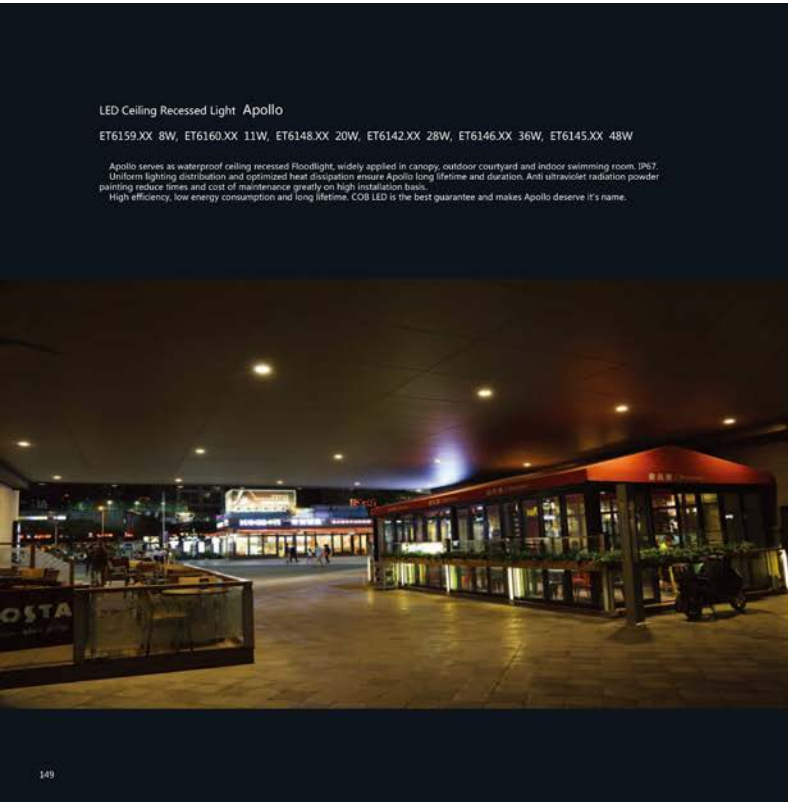
Model No.	Lamp	Luminous Flux(lv)	Power(w)	CCT(K)	Beam angle	Voltage
ET6149.01	LED	3370	36	3000	60°	100V-240V
ET6149.02	LED	4070	36	5000	60°	100V-240V
ET6144.01	LED	4240	48	3000	60°	100V-240V
ET6144.02	LED	5150	48	5000	60°	100V-240V



LED Ceiling Recessed Light Apollo

ET6159.XX 8W, ET6160.XX 11W, ET6148.XX 20W, ET6142.XX 28W, ET6146.XX 36W, ET6145.XX 48W

Apollo serves as waterproof ceiling recessed floodlight, widely applied in canopy, outdoor courtyard and indoor swimming room. IP67. Uniform lighting distribution and optimized heat dissipation ensure Apollo long lifetime and duration. Anti ultraviolet radiation powder painting reduce times and cost of maintenance greatly on high installation basis. High efficiency, low energy consumption and long lifetime, COB LED is the best guarantee and makes Apollo deserve it's name.

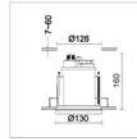


LED Ceiling recessed light

Technical Data : Stainless steel front cover ring
Die casting aluminum front cover ring and base
Optional lighting beam angles : 25° , 45° , 60° , 30°x65° , Y=20°
Imported silicon rubber ring
High intensity tempered glass
In built drive, easily mounting
Triac Dimming and 0-10V dimming are available
LED :
ET6159.XX: COB LED 8W
ET6160.XX: COB LED 11W
XX: 01=3000K, 08=4000K, 02=5000K

Protection Rating : IP67

Dimension



Model No.	Lamp	Lumens lm/30°	Power(w)	CCT(K)	Beam angle	Voltage
ET6159.01	LED	560	8	3000	60°	100V~240V
ET6159.02	LED	780	8	5000	60°	100V~240V
ET6160.01	LED	810	11	3000	60°	100V~240V
ET6160.02	LED	1120	11	5000	60°	100V~240V

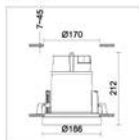


LED Ceiling recessed light

Technical Data : Stainless steel front cover ring
Die casting aluminum front cover ring and base
Optional lighting beam angles : 30° , 45° , 60° , 30°x65° , Y=20°
Imported silicon rubber ring
High intensity tempered glass
In built drive, easily mounting
Triac dimming and 0-10V dimming are available
LED :
ET6148.XX: COB LED 20W
ET6142.XX: COB LED 28W
XX: 01=3000K, 08=4000K, 02=5000K

Protection Rating : IP67

Dimension



Model No.	Lamp	Lumens lm/30°	Power(w)	CCT(K)	Beam angle	Voltage
ET6148.01	LED	1800	20	3000	60°	100V~240V
ET6148.02	LED	2100	20	5000	60°	100V~240V
ET6142.01	LED	2745	28	3000	60°	100V~240V
ET6142.02	LED	3230	28	5000	60°	100V~240V

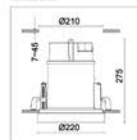


LED Ceiling recessed light

Technical Data : Stainless steel front cover ring
Die casting aluminum front cover ring and base
Optional lighting beam angles : 30° , 45° , 60° , 30°x65° , Y=20°
Imported silicon rubber ring
High intensity tempered glass
In built drive, easily mounting
Triac Dimming and 0-10V dimming are available
LED :
ET6146.XX: COB LED 36W
ET6145.XX: COB LED 48W
XX: 01=3000K, 08=4000K, 02=5000K

Protection Rating : IP67

Dimension



Model No.	Lamp	Lumens lm/30°	Power(w)	CCT(K)	Beam angle	Voltage
ET6146.01	LED	3370	36	3000	60°	100V~240V
ET6146.02	LED	4070	36	5000	60°	100V~240V
ET6145.01	LED	4240	48	3000	60°	100V~240V
ET6145.02	LED	5150	48	5000	60°	100V~240V

